

Manufacturing Demonstration Facility Overview

Bruce Pint

Deputy Manager, Fossil Energy Program
Materials Science & Technology Division
Oak Ridge National Laboratory

November 3, 2015

Atlanta, GA



MDF supports Adv. Manufacturing Office's mission

DOE-EERE/AMO Mission

- **Develop and demonstrate new, energy-efficient processing and materials**
 - broadly applicable
 - improved products and reduced lifecycle energy consumption
- **Technical assistance to**
 - promote use of advanced technologies
 - capture U.S. competitive advantage in clean energy manufacturing



Manufacturing Matters

- 12.5% of U.S. GDP
- 12 million U.S. jobs
- 70% of U.S. engineering and science jobs
- 75% of U.S. Exports
- 17% of the world's manufacturing output
- 25% of US energy use

Manufacturing Demonstration Facility

A public-private partnership to engage industry with national labs



Leveraging ORNL's Science and Manufacturing Capabilities

Neutron scattering: SNS and HFIR

- World's most intense pulsed neutron beams
- World's highest flux reactor-based neutron source

Leadership-class computing: Titan




- Nation's most powerful open science supercomputer

Advanced materials

- DOE lead lab for basic to applied materials R&D
- Technology transfer: Billion dollar impacts


Advanced manufacturing

- Novel materials
- Advanced processing



Supporting Industry and R&D with a Wide Range of AM Capabilities


Electron Beam Melting




Laser Sintering



Laser Blown Powder Deposition



Binder Jetting




Fused Deposition Modeling



Multi-head Photopolymer



Large-Scale Polymer Deposition



Future Systems



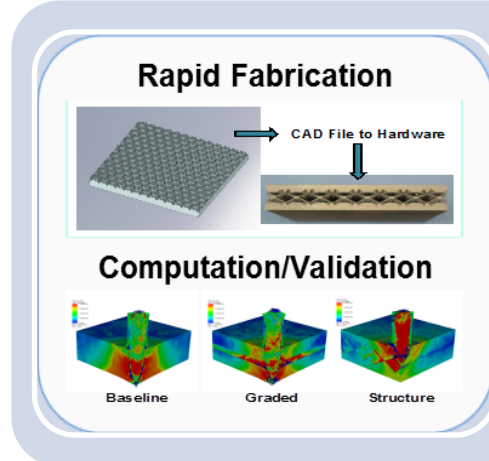
Understanding Additive Manufacturing

Mainstream applications and beyond



Direct Fabrication

- Complex shapes or designs only possible from additive manufacturing
- High yields for specialty materials
- Improved production time



Prototyping and ICME

- Using additive and computation to simulate and experimentally validate design
- Can provide structural or functional data rapidly
- Final part may be conventionally fabricated



Tooling & Indirect Fabrication

- 37% of tool and die business closed within the last decade
- Long lead times for tooling and dies
- Binder jet sand molds

AM is an exciting, high-potential technology that is in the embryonic stage of development


Warping in Conventional Materials



Columnar Grain Growth



Porosity Due to Focus Offset Values



Challenges with additive manufacturing technologies and deployment include:

Materials

- Costly Material Feedstocks
- Limited Materials
- No AM Developed Materials
- Required Materials Specifications & Practices

Process Limits

- Limited Sensor Employment
- No Closed Loop Control
- Slow Processing
- Limitations in Build Volumes
- Post-Processing Required

Reliability

- High Variability
- Lack of Understanding On How Local Microstructure Impacts Properties
- Warping
- Anisotropic Properties

Most companies do not have the background and resources required to mature the technologies or commercialize additive manufactured components.

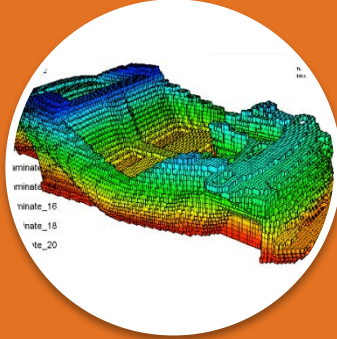
R&D to enable broader AM application

ORNL is working to understand challenges and accelerate technology implementation




Improved and AM-Specific Materials Development

- High Temperature Applications
- Light Weighting
- Bio Derived Materials
- Functional Materials




AM Process Science

- Material Property Dependency on Process Inputs
- Computational Framework for Data Visualization and Analytics
- Improved Machine Control



Process Characterization for Qualification

- In-Situ Non-Destructive Evaluation
- Neutron Diffraction and Imaging
- Coupling to National Laboratory Network



Exploring Next-Generation Systems

- Bigger, Faster, Cheaper, & Better
- Integrating the Supply Chain
- Working with Current and Future Equipment Developers

Integrated Process and Material Understanding

Improved and AM Specific Materials Development

Past & Present

Conventional Materials for AM have been based off wrought or casting alloys. Powders and wire have been expensive with limited supply.

- **High Temperature Applications**
 - Cobalt chrome
 - Inconel 625 and 718
- **Light Weighting**
 - Ti-6Al-4V and CP Ti
 - Al-Mg-Si
 - ABS with chopped fiber
- **Bio Derived Materials**
 - PLA (desktop printers)
- **Functional Materials**
 - Copper printing
 - Direct write

Going Forward...

Developing Materials & Chemistries that Take Advantage of the Additive Process to Improve Performance

- **High Temperature Applications**
 - Ni/Fe-Based alloys that precipitate advantageous phases
 - Fracture resistant ceramics
 - Polymers for higher temperatures
- **Light Weighting**
 - Aluminum alloys designed for AM
 - High specific strength reinforced polymers
 - Low cost AM titanium alloys/feedstocks
- **Bio Derived Materials**
 - Degradable polymers
 - Bio derived fiber reinforcement
 - New binders for binder jet
- **Functional Materials**
 - Hybrid structures or multi-purpose materials
 - Chemical bonding and/or joining of dissimilar materials
 - Thermal and electrical systems printed in structure



Improved and AM-Specific Materials Development

AM Process Science

Past & Present

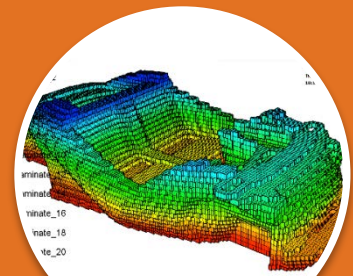
Limited tools and controls are provided on current AM systems. Industry is only at the beginning of understanding AM properties and process.

- **Initial Applications in Biomedical and Aerospace**
 - Conventional methodologies for qualification of components based on statistical models
- **Proprietary Machine Controls**
 - Part-specific processing recipes provided to end user
 - STL files for machining and AM part fabrication limit surface smoothness
- **Value of Data Analysis Discovered**

Going Forward...

New framework that provides real time information on the integrity of AM components with CAD packages that design the part for AM microstructures.

- **Property Dependency on Process Inputs**
 - Structural, chemical, and other pertinent data for energy relevant materials
 - Determination of process parameters and algorithms effect of final build properties
 - Development of process methodologies and materials that enable improved isotropic properties
- **Computational Framework for Data Visualization and Analytics**
 - Large data analysis for AM qualification
 - Use of 3D Imaging Software to capture data analytics visualization
- **Improved Machine Control**
 - Open-source development incorporating more sophisticated curve fitting will yield surfaces closer to desired contour



AM Process Science

Process Characterization for Qualification

Past & Present


AM process & microstructure characterization are in its infancy. Qualification of AM continues to be case by case basis.

- **Potential for Continuous Information Acquisition During Component Fabrication**
 - High Speed thermography used to characterize porosity formation
- **Neutron Diffraction and Imaging**
 - Tomographic scans to characterize internal surfaces
 - Microstructure through the bulk revealed by neutron diffraction

Going Forward...

Utilization of Advanced or Unique Characterization Capabilities at the Laboratories to Better Understand Additive Manufactured Materials

- **In-Situ Non-Destructive Evaluation**
 - Integrated systems with real-time data analysis
 - On-the-fly repair of defects
 - Qualified components directly off the machine
- **Correlation of sophisticated post process characterization with as-built product**
 - New Advanced Neutron Imaging Capability - Venus
- **Networking among National Laboratories to apply complete suite of tools to AM**



**Process
Characterization
for Qualification**

Exploring Next Generation Systems

Past & Present

Current systems are slow, limited in size, use feedstocks that are typically expensive, and print materials with highly anisotropic properties.

- **Powder Bed Systems**
 - Typically one energy source
 - Limited build volume
 - Expensive spherical powders
- **Free Form Metal Deposition**
 - Enclosed Furnace
 - Typically Titanium Alloy or other expensive feedstock
 - Maximum 5-15 kg/hr or 160 to 1600 cm³/hr
- **Fused Deposition Modeling**
 - Thermoplastics
 - 16 to 64 cm³/h (1-4 in³/h)
 - Limited build volumes
 - Expensive powder or wire

Going Forward...

New large systems that can print a wide range of affordable materials at deposition rates 2 to 3 orders of magnitude faster than today's rates.

- **Fast, Large Powder Bed Systems**
 - New deposition technologies or multiple head systems
- **Metal BAAM**
 - Large, low cost metallic structures
 - Deposition rates of 16,000 cm³/h (1,000 in³/h)
- **Large BAAM**
 - Building Structures that exceed 6m (20')
 - Applications in wind turbine, oil and gas, marine, etc.
 - Deposition rates exceeding 500 kg/h (~1000 lb/h)
- **Thermoset Additive Manufacturing Systems**
 - Rapid manufacture of parts up to 2m on major dimension with targeted epoxy, reactive and thermally activated materials
 - Continuous Carbon Fiber BAAM
 - Multi-axis (5 dof), no support, large light weight structures



Exploring Next-Generation Systems

Ever Growing Partnerships: Integrating the AM Supply Chain

Materials Suppliers



Equipment Suppliers



End Users

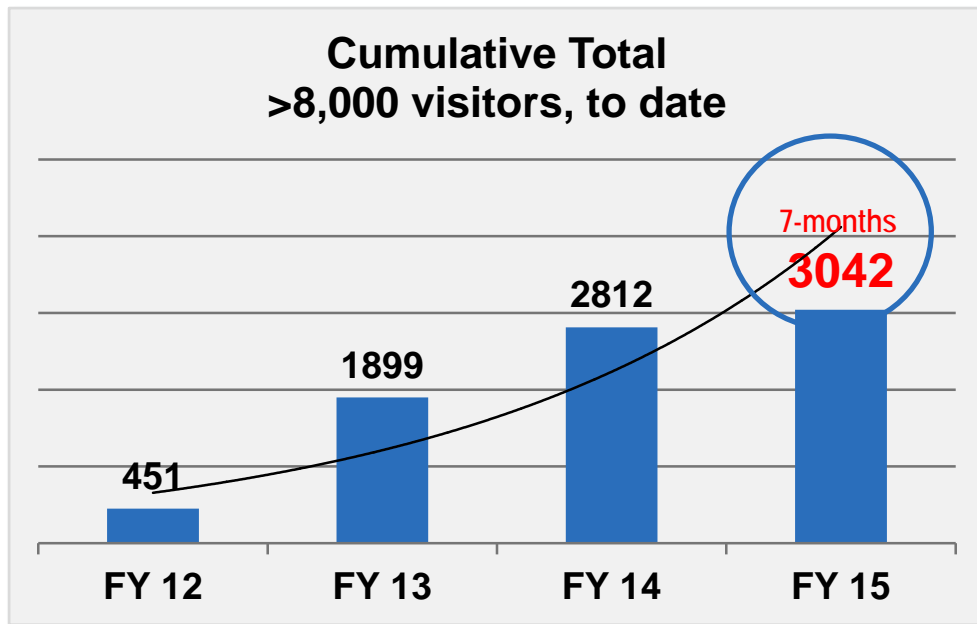


Working with Industry and AM Community to Develop Research Priorities in AM

MDF Roadmaps & Workshops

- Army Additive Manufacturing
- NASA AM Meeting
- EWI AM Consortium 2015
- Advanced Simulation for AM
- Neutron Characterization for AM
- Fuel Cell and Building Technologies for AM
- AM for Small Modular Hydropower, planned for August




FY15
Activities



Working with ORNL's MDF



- Identify opportunities aligned with ORNL's MDF technology thrust areas
- Discuss ideas with MDF director
- Jointly pursue funding to support collaborative activity

| |  Assess |  Assist |  Collaborate |
|-------------------------------------|--|---|---|
| Type of Agreement | User Agreement (Non Proprietary) | Work for Others Agreement (Proprietary) | Cooperative Research & Development Agreement |
| Length of Engagement | Up to 12 months | As defined by agreement | Longer-term basis of a year or more |
| Cost to Company | NO COST | Full cost recovery | Cost-share required |
| Intellectual Property Rights | Each party owns its own inventions. Jointly developed inventions will be jointly owned. | Companies own intellectual property made or created using corporate funds as a result of these engagements. | Companies own inventions they make during the collaboration and have an option to negotiate an exclusive license in a specific field of use to inventions made by ORNL. |
| Protection of Generated Information | Information generated is publicly available. | Companies paying for services with corporate funds can treat all generated data as their proprietary information. | Commercially valuable information generated under a CRADA may be protected for up to 5 years, depending on funding source. |

Questions

Bill Peter, MDF
Deputy Director

865.241.8113

peterwh@ornl.gov



www.ornl.gov/manufacturing

Today, ORNL is DOE's largest science and energy laboratory

