

Data Analytics for Designing Fe-9Cr Steels

Vyacheslav N. Romanov and Jeffrey A. Hawk, NETL

J. Carter, R. French, L. Bruckman, and A. Verma, CASE WESTERN RESERVE UNIVERSITY
Advanced Alloy Development FWP, Task4: Materials Data Analytics; PI: V. N. Romanov, Ph.D.

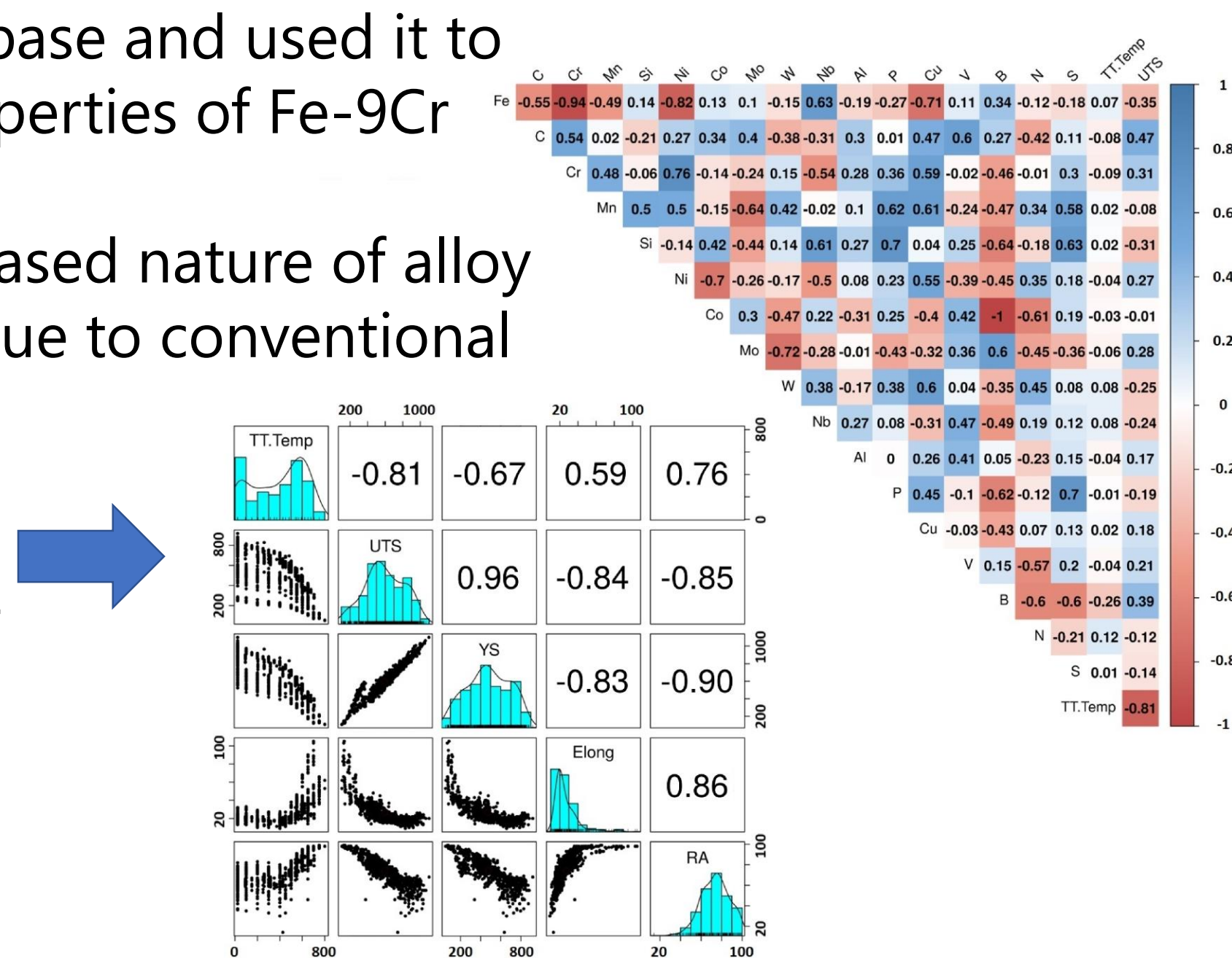
INTRODUCTION and APPROACH

Motivation for this research comes from the desire to shorten the rigorous and time-consuming alloy qualification process. The main consideration for using martensitic-ferritic steels is relatively high microstructural stability at the operating temperature over time, since power plants have a design lifetime of over 30 years. A materials data analytics methodology was developed to evaluate publicly available information on 9% Cr family steel and to handle nonlinear relationships and the sparsity in materials data for this alloy class.¹ Data entries for over 90 unique compositions, processing parameters, and results of tensile mechanical tests used in this study were arranged in 47 columns by 3000 rows.²

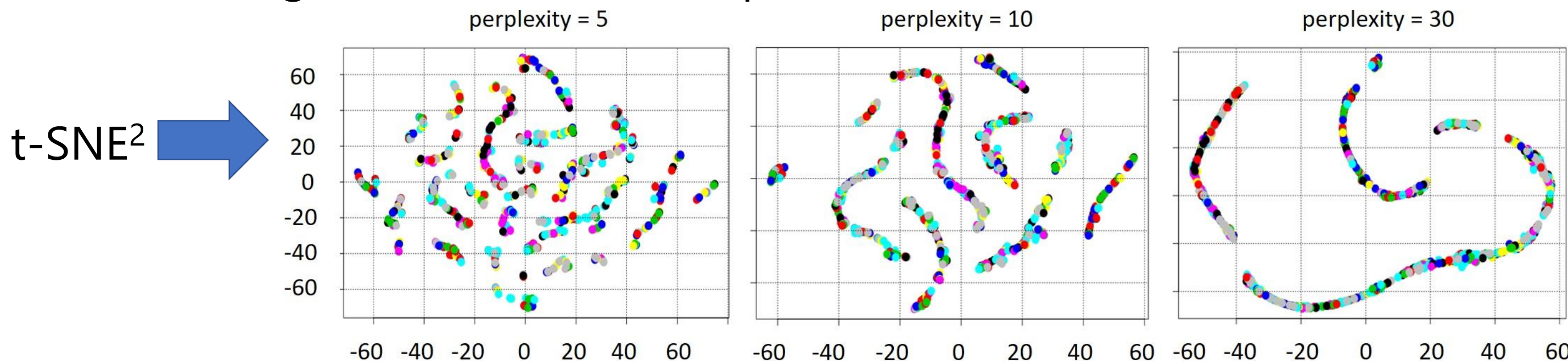
RESULTS

- ✓ NETL developed alloy database and used it to interrogate mechanical properties of Fe-9Cr steels
- ✓ Partitioning revealed the biased nature of alloy datasets, multicollinearity due to conventional design practices.¹

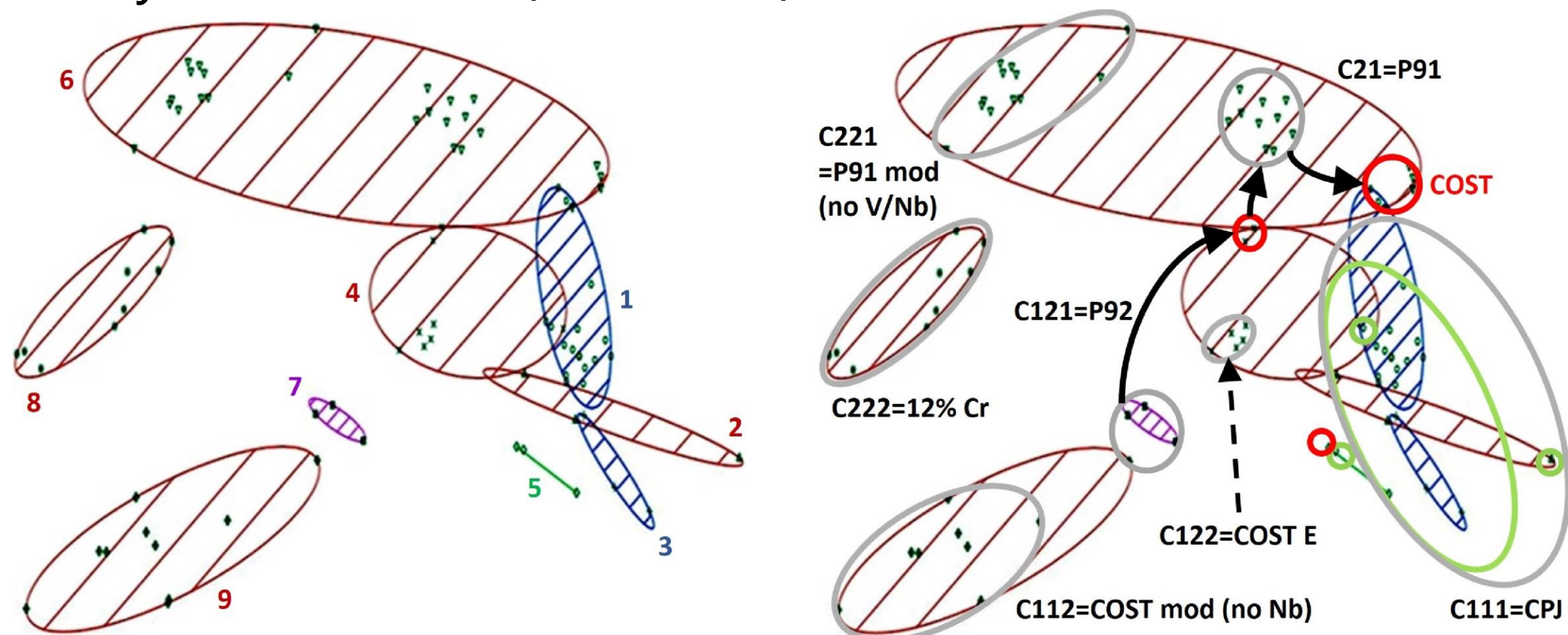
Exploratory analysis: scatter plots and a heatmap of Pearson correlations



- ✓ Generic algorithms are not transparent:



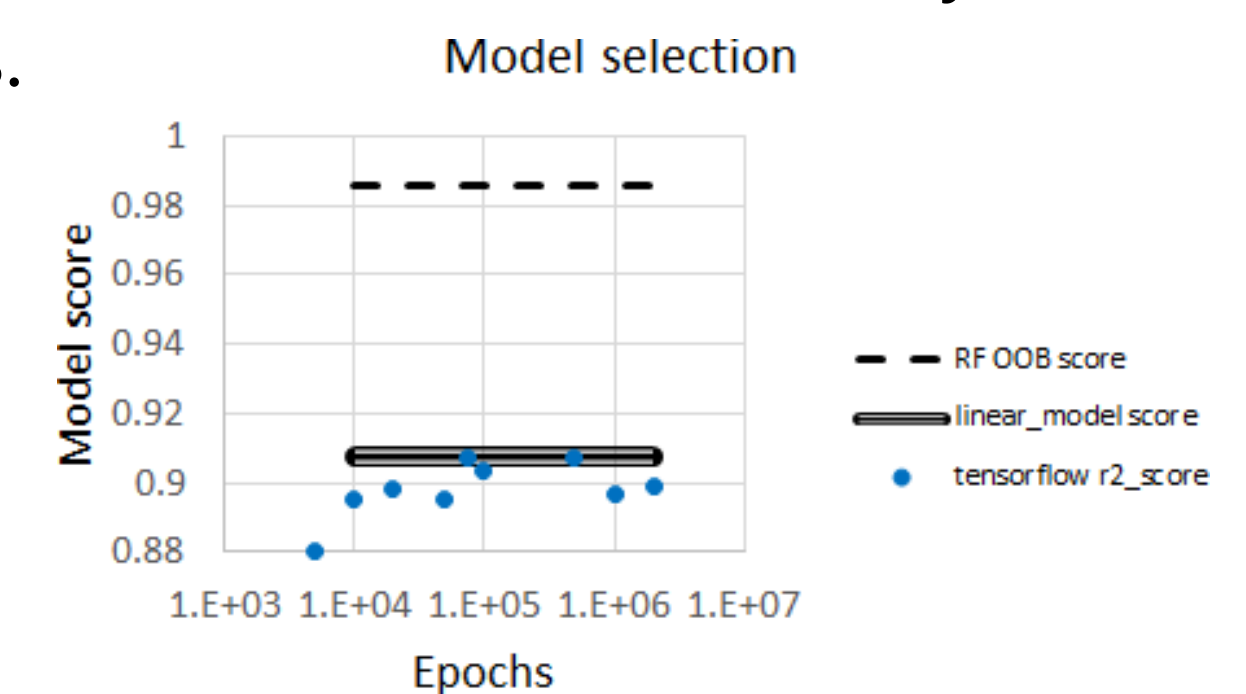
- ✓ New¹ algorithm: clustering for Information Gain (c-IG) without prior dimensionality reduction matched industry classification (Left: PAM)



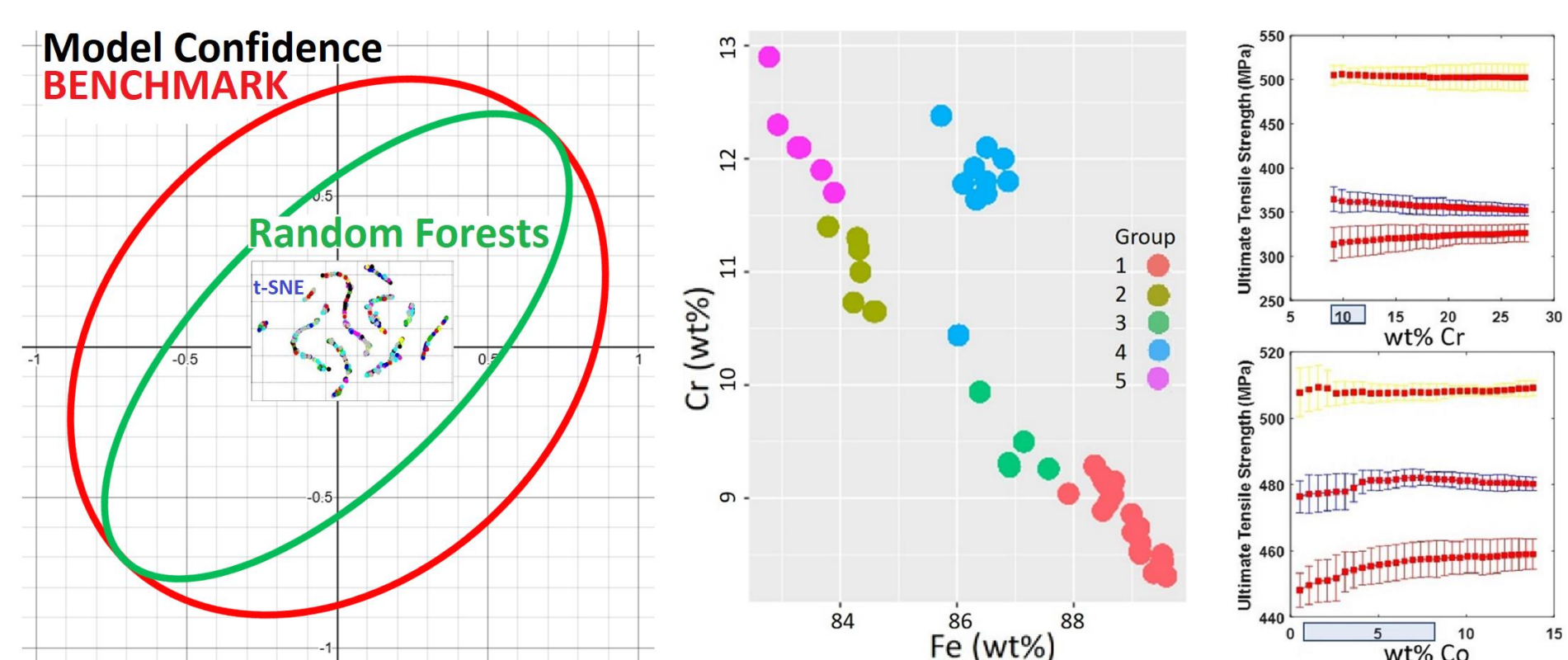
- ✓ New¹ algorithm: Chebyshev metric adopted to modify k-NN using c-IG pre-seeded centroids:

$$\|z\|_p = (\sum_{i=1}^n |z_i|^p)^{1/p}, \text{ for } p \in \mathbf{N} \text{ (natural number, } 1 \leq p < \infty)$$

- ✓ Tempering and test temperature effects on the mechanical properties were identified as major contributors (accounting for >80% of the data variation) and modeled first, before searching for minor effects of the composition variations.
- ✓ Ensemble models outperformed benchmark (NumPy & TensorFlow) linear optimization models.



- ✓ Validated ensemble models demonstrated high predictive power; >98% of the tensile strength variation was explained (93% of the design contributors vs 50% for the benchmarks).
- ✓ New alloy designs were explored. C and Mn were identified¹ as global contributors to tensile strength. Among cluster-dependent contributors, Cr, V, N, Si, Ni, and Nb were most consistently identified as major.³ In ensemble modeling, non-linear behavior associated with Mo, W, Co, and Cu is manifested as critical as well.



- ✓ 29 public releases (papers and conference presentations)

BENEFITS AND FUTURE WORK

The project produced a methodology to guide the DOE-wide effort on materials data analytics for extreme environments. The data-driven models without dimensionality reduction provide a transparent link to the domain knowledge base. The primary data gaps identified as related to missing information on detailed microstructure will be addressed in future work.

ACKNOWLEDGEMENTS

This work was performed in support of the US Department of Energy's Fossil Energy Crosscutting Technology Research Program, Briggs White NETL Technology Manager, and Regis Conrad DOE-FE HQ Program Manager. The research was executed through the NETL Research and Innovation Center's Advanced Alloy Development Field Work Proposal. Research performed by an appointment to the Internship/Research Participation Program at NETL, administered by ORISE. CWRU research was funded under the DOE contract DE-FE0028685 with NETL.

REFERENCES

- [1] V. Romanov et al "Materials data analytics for 9% Cr family steel" Stat Anal Data Min: The ASA Data Sci Journal 2019;1-12; DOI: 10.1002/sam.11406.
- [2] N. Krishnamurthy et al. "Data analytics for alloy qualification" NETL-PUB-21550; NETL TRS; DOI: 10.2172/1456238.
- [3] N. Krishnamurthy et al. "9Cr steel visualization and predictive modeling" Comp Mat Sci 2019; in press; DOI: 10.1016/j.commatsci.2019.03.015.